

# HEVAC CONTROLS


# LAMP TEST DIODE BLOCKS

HEVAC LAMP TEST Diode Array Modules provide a simple and economical means of providing lamp test facilities in electrical switchboards. The modules are suitable for DIN rail mounting and use IN4007 diodes which are rated to 1000V and 1 Amp for superior reliability. The modules are suitable for both incandescent globes and LED pilot lights.

The **LT-20** consists of a common anode array of 20 x diodes and is used in lamp test circuits where the lamp circuit has a separate switched contact to avoid feedback, i.e. not looped from relay or contactor coil. If the lamp circuit is wired direct from relay or contactor coil, the half wave rectifying effect of the diode will cause the relay or contactor to 'chatter' when the lamp test button is pressed.

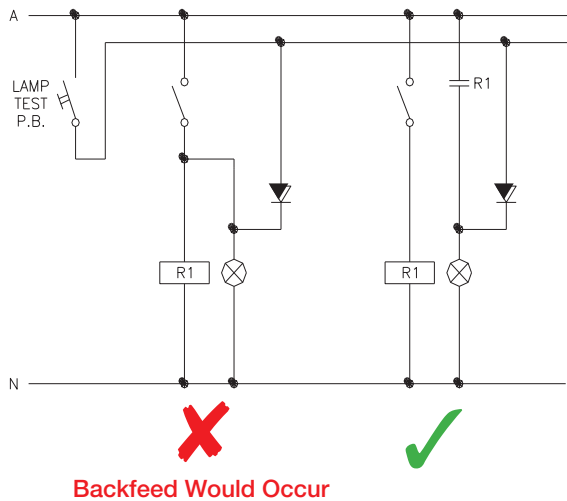
The **LTM-10** consists of 10 x single diode circuits plus an array of 10 x common anode lamp test diodes connected in parallel. This configuration allows lamps to be looped from relay or contactor coils with the 2nd set of diodes avoiding feedback.

**HEVAC HIGH SELECT** Diode Array Modules provide a simple and economical solution for high selecting of 0-10 Volt control circuits. The LT-20HS consists of a common cathode array of 20 x diodes.

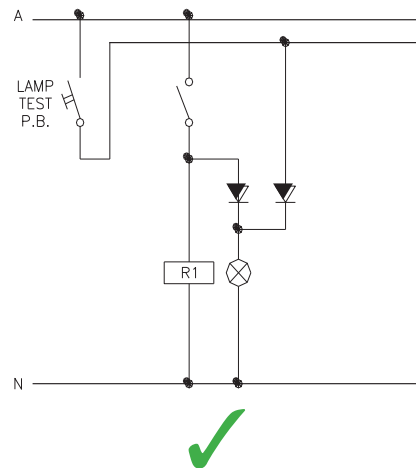


HEVAC Control Agencies Pty Ltd  
Unit 7, 54 Howleys Road. Nottinghill. Victoria. 3168  
Phone: 03 9562 7888  
Fax: 03 9562 7835  
[www.hevac.com.au](http://www.hevac.com.au)  
[sales@hevac.com.au](mailto:sales@hevac.com.au)

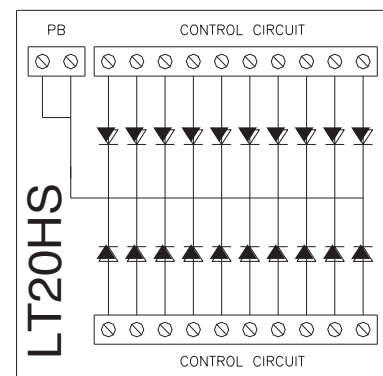
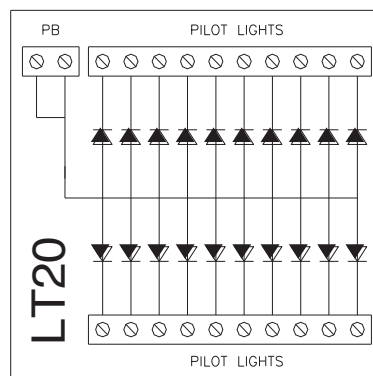
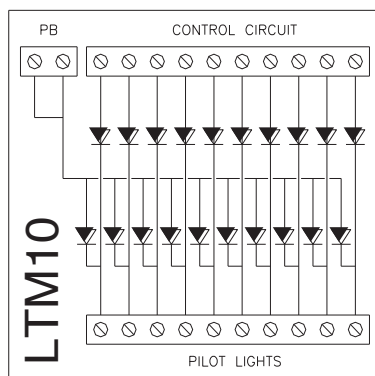
## LT-20 Wiring Examples



## LTM-10 Wiring Examples



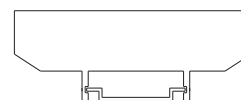
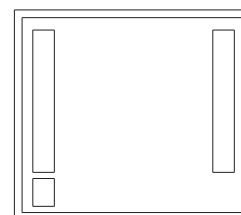
## Diode Array Configurations



## Precautions

These diodes modules should only be used in 24V circuits - **NOT 240V**. The physical design does not provide the required 'Touch Safe' IP rating required under Australian Standard AS3000. Additionally when 240V incandescent globes fail, they generally short circuit for a brief moment and the energy produced will destroy the diode in that circuit.

## Dimensions



68mmW x 77mmHx32mmD

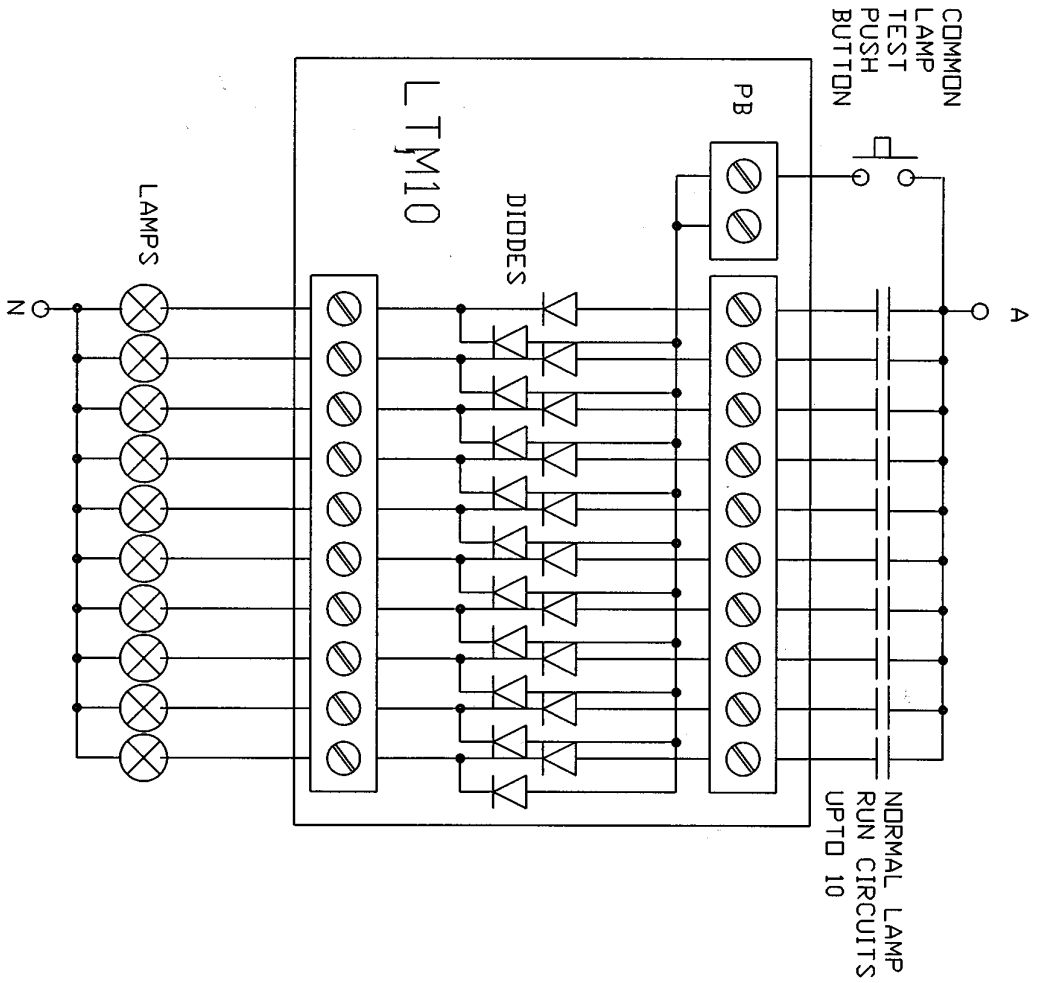
HEVAC Control Agencies Pty Ltd  
Unit 7, 54 Howleys Road. Nottingham. Victoria. 3168

Phone: 03 9562 7888

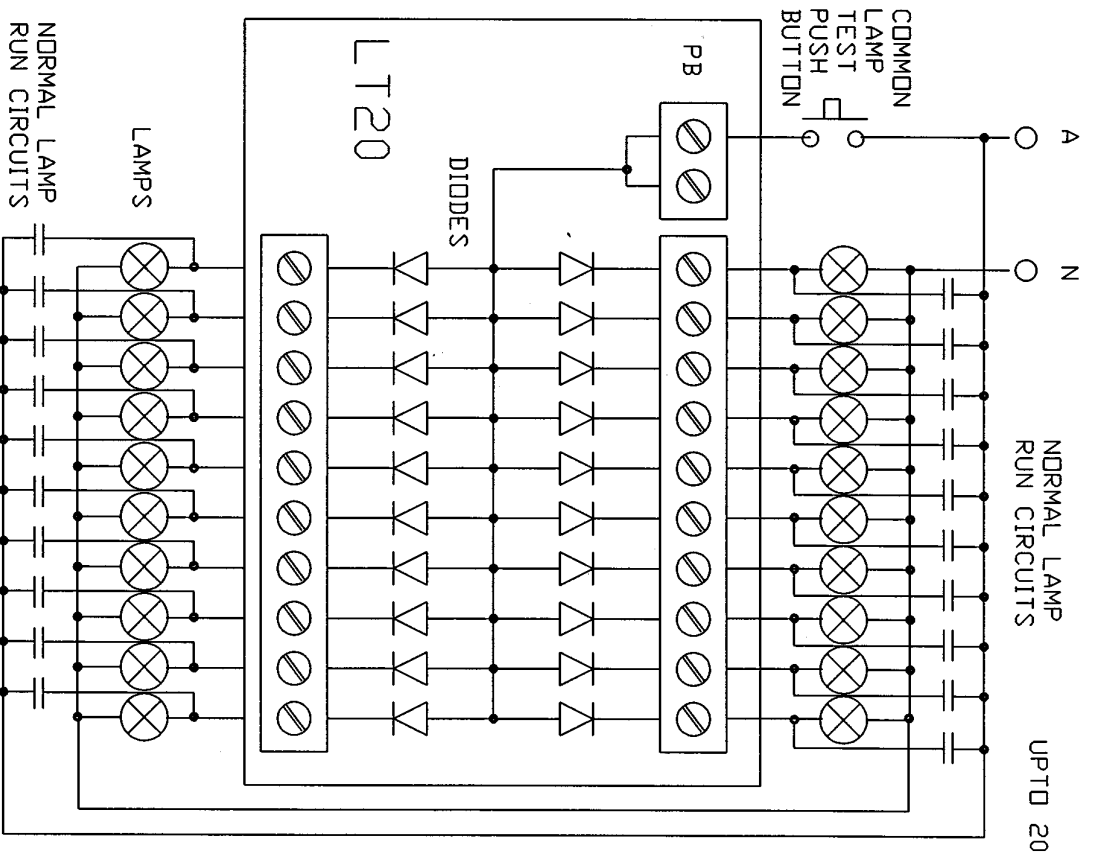
Fax: 03 9562 7835

[www.hevac.com.au](http://www.hevac.com.au)

[sales@hevac.com.au](mailto:sales@hevac.com.au)



THIS CIRCUIT LAMPS ALWAYS ONLY GET HALF WAVE POWER EITHER FROM LAMP TEST BUTTON OR CONTROL CIRCUIT



THIS CIRCUIT LAMPS GET FULL AC POWER FROM NORMAL RUN MODE CIRCUIT BUT ONLY HALF WAVE FROM COMMON LAMP TEST BUTTON

REF:	DATE:	PROJECT REFERENCE:
DRAWN: TREVOR SWEETMAN	12/02/10	LAMP TEST DIODE BOARDS
PAGE:		CONTRACTOR:
1 OF 1		