



TEMPERATURE CONTROLLER HTC- 4A 2 Heat 2 Cool + On/Off Auxiliary Heating Stage

Features

- Australian Made and designed
- Power Supply can be either 24V or 240V AC
- 10 Amp (Resistive) Potential free relay contacts
- L.E.D Indication of all outputs
- Various remote sensor options available
- Mounts in most M.C.B din rail enclosures
- Compatibility to a vast range of AC Units & Heat Pumps
- Auxiliary On/Off Heating Stage


Use

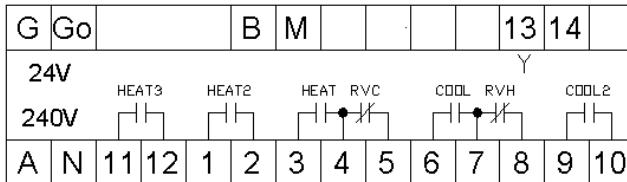
The HTC-4A Temperature Controller is primarily designed for the control of 2 Stage Heat and 2 Stage Cool Air-conditioning units but also incorporates an ON/OFF Auxiliary Third Heating Stage output. This stage is intended for applications where an extra boost stage of Electric Element Heating is required. All output relays are voltage free permitting use on either 240 Volt or 24 Volt circuitry. ON/OFF Relay status is displayed via LED indicators. The HTC-4A Temperature Controller is ideally suited for DIN rail mounting in a switchboard or directly inside the A/C unit if required.



Made in Australia
100% Australian Owned Company

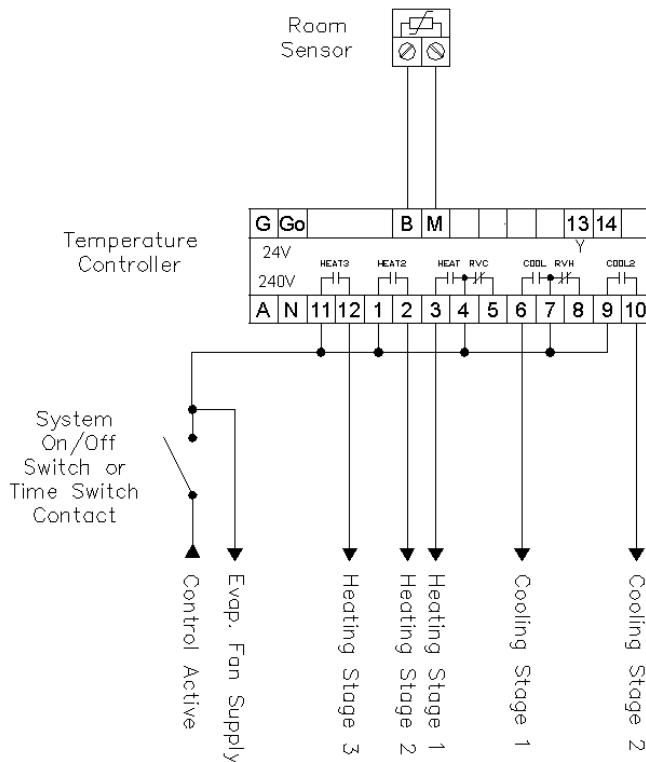
Technical Data

General Specifications	Operating Voltage	24 Volts AC or 240 Volts AC
	Power Consumption	
	At 240 Volts	7 VA
	At 24 Volts	1 VA
	Switching Capacity of Relays	
	Voltage	AC 0...250 Volts
	Current	10 (3) A
	Setpoint Setting Range	16...28 oC
	Switching Differential Stage 1	0.3 oC (NON Adjustable)
	Switching Differential Stage 2	0.7 oC (NON Adjustable)
	Switching Differential Stage 3 Heating	1.0 oC (NON Adjustable)
	Stage Start Point Adjustment for Stage 1 & 2	0.5...5.0 oC (From Setpoint)
	Stage Start Point for Auxiliary Heating Stage 3	3.0 oC Below Setpoint (NON Adjustable)
	Output Indication	
Heating	2 x Red LED's	
Cooling	2 x Green LED's	
Auxiliary Heating Stage	1 x Red LED	
Environmental Conditions	Operation	
	Ambient Temperature	0...45oC
	Humidity	< 85 % RH (Non Condensing)
	Storage and Transport	
	Ambient Temperature	-5...65oC
	Humidity	< 90 % RH (Non Condensing)
Product Standards	C-tick	 N10842
Weight	Including Packaging	470 grams
Housing	Colour	Grey
	Material	ABS POLYCARB
	UV Stabilised	YES
	Fire Retardant	YES
	Size	L105mm x W105mm x D60mm
	Mounting Method	35mm Din Rail Mountable



- G 24 Volt AC Supply Active
- Go 24 Volt AC Supply Ground Reference
- B Sensor Input
- M Sensor Input Common
- 13 Y Signal Output (For HRC Slave Relay ONLY)
- A 240 Volt AC Supply Active
- N 240 Volt AC Supply Neutral
- 1 Heating Stage 2 Common
- 2 Heating Stage 2 Output
- 3 Heating Stage 1 Output
- 4 Heating Stage 1 & R/V for Cool Common
- 5 Reversing Valve for Cool Output
- 6 Cooling Stage 1 Output
- 7 Cooling Stage 1 & R/V for Heat Common
- 8 Reversing Valve for Heat Output
- 9 Cooling Stage 2 Common
- 10 Cooling Stage 2 Output
- 11 Heating Stage 3 Common
- 12 Heating Stage 3 Output

Application Example (1)

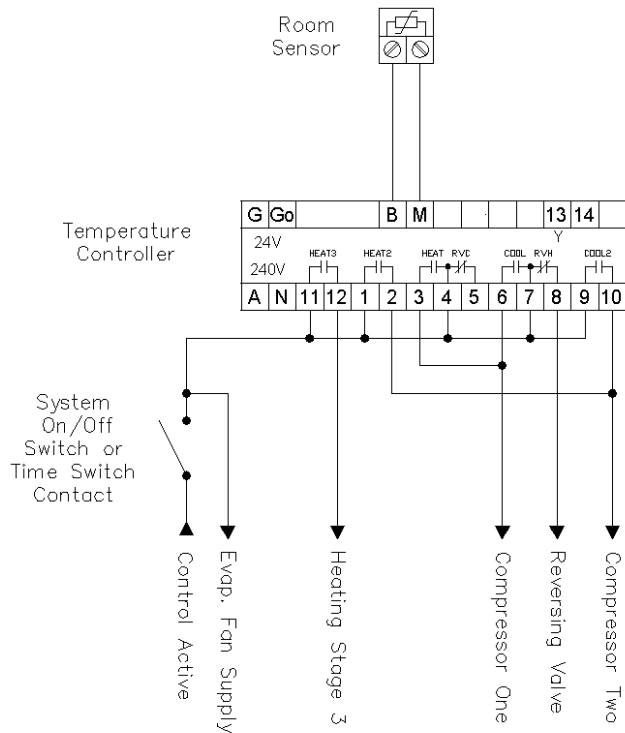


Technical Notes

- Supply Voltage** The Controller requires either a 240Volt AC or 24 Volt AC Supply
- Warnings** Use ONE Supply Voltage Only Either 240 or 24 Volts AC

Typical for Heat/Cool type Air-conditioning Units

Application Example (2)

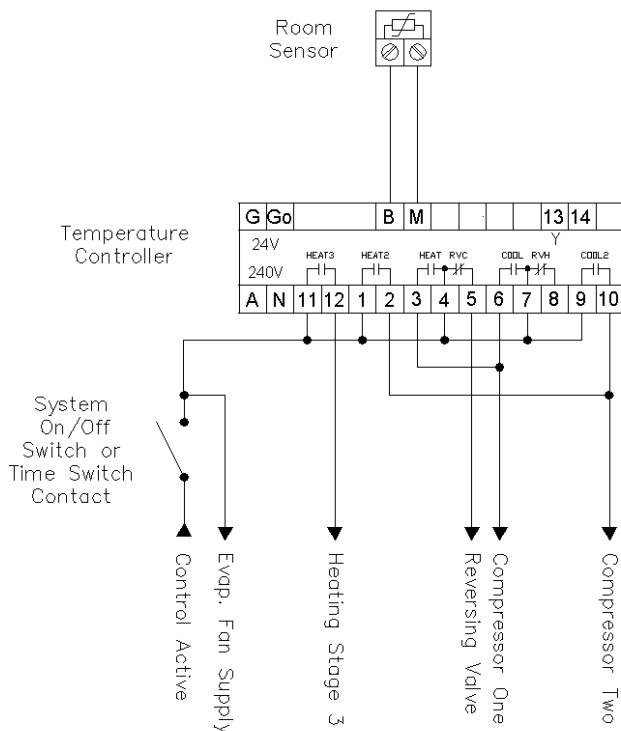


Technical Notes

- Supply Voltage** The Controller requires either a 240Volt AC or 24 Volt AC Supply
- Warnings** Use ONE Supply Voltage Only Either 240 or 24 Volts AC
- Reversing Valve Mode** Reversing Valve Energises for Heating

Typical for Compressor Reversing Valve type A/C Units where the R/V energises on Heating

Application Example (3)



Technical Notes

- Supply Voltage** The Controller requires either a 240Volt AC or 24 Volt AC Supply
- Warnings** Use ONE Supply Voltage Only Either 240 or 24 Volts AC
- Reversing Valve Mode** Reversing Valve Energises for Cooling

Typical for Compressor Reversing Valve type A/C Units where the R/V energises on Cooling